

Compliance indicators for statistical data provided by ICO Members

Reporting requirements according to the Rules on Statistics

Exporting Members

Monthly

1. Preliminary totals of monthly exports
2. Report on exports
3. Report on imports
4. Certificates of Origin
5. Prices paid to growers
6. Retail prices

Annual

7. Opening stocks
8. Production
9. Domestic consumption
10. Crop percentage distribution
11. Area under coffee

Importing Members

Monthly

1. Imports
2. Re-exports
3. Retail prices

Annual/Quarterly

4. Roastings
5. Inventories

Use of new compliance indicators

- Compliance would be measured on a scale from 0 to 100 with 100 indicating full compliance.
- The following indicators would be published in an annual Compliance Report for the most recently completed coffee year:
 - Total for both importing and exporting Members
 - Total for all exporting Members
 - Total for all importing Members
 - Individual score for each Member

Basic dimensions of compliance for indicator

1. Timeliness: Are reports submitted on time?
 - On time = 1
 - Late submission = 0
2. Completeness: Are individual reports provided?
 - Report provided = 1
 - Report not provided = 0

Compliance

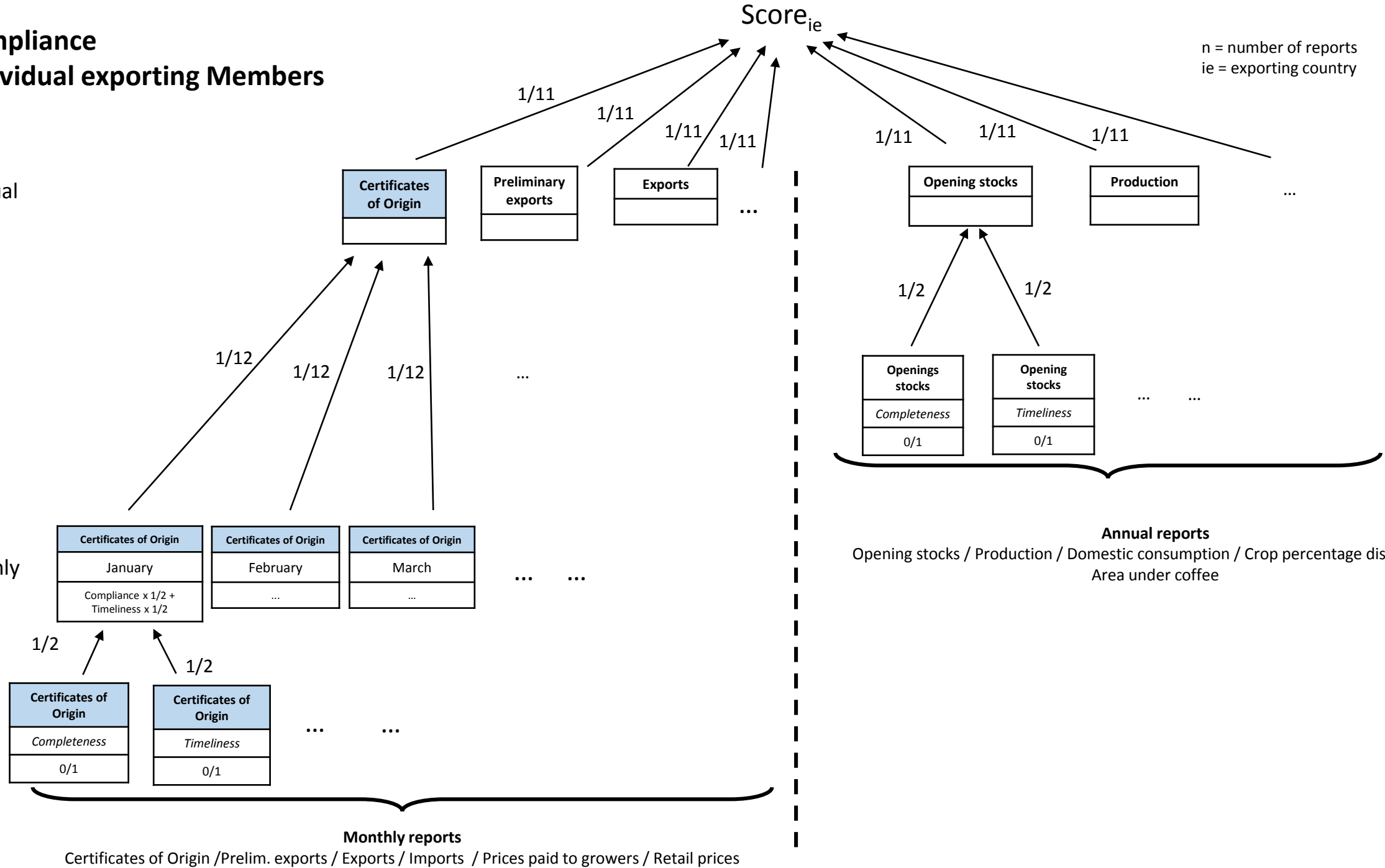
Individual exporting Members

n = number of reports
ie = exporting country

Annual

Monthly

Score_{ie}



Monthly reports

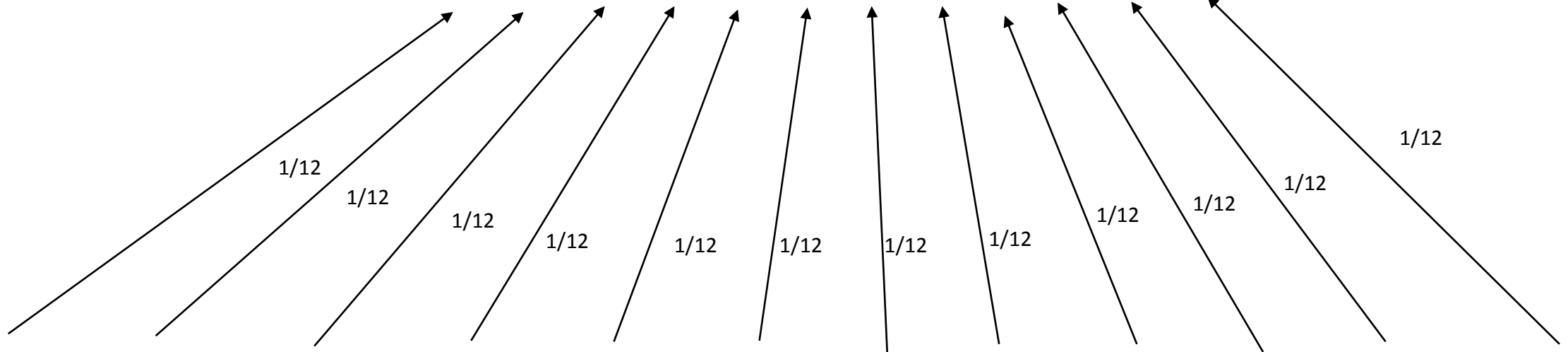
Certificates of Origin / Prelim. exports / Exports / Imports / Prices paid to growers / Retail prices

Annual reports

Opening stocks / Production / Domestic consumption / Crop percentage distribution / Area under coffee

Example: Exporting Member A

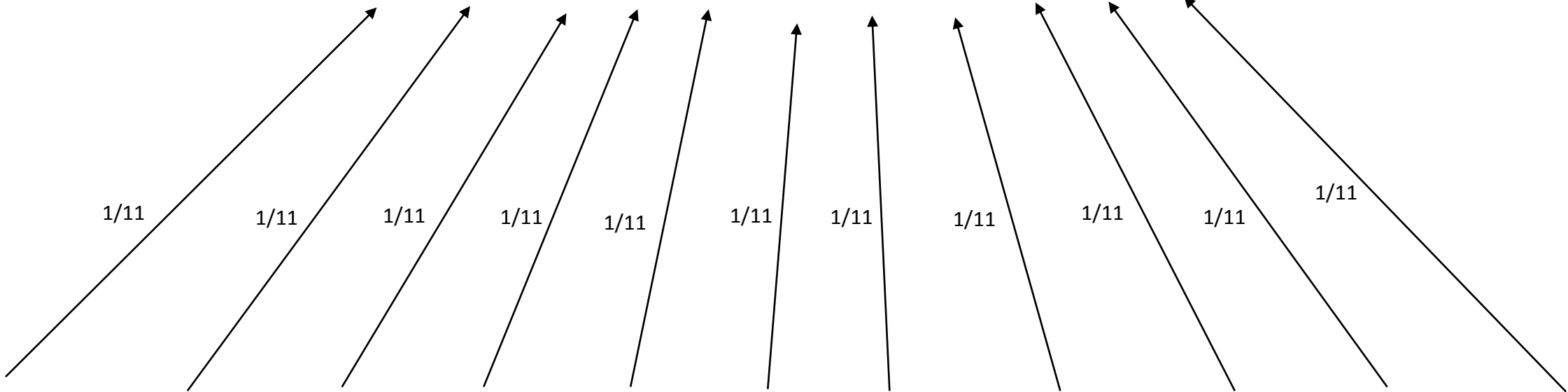
2016/17 Certificates of Origin											
.71											
.08	.08	.04	.04	.08	.04	.04	.04	.04	.04	.08	.08



October		November		December		January		February		March		April		May		June		July		August		September			
1		1		.5		.5		1		.5		.5		.5		.5		.5		1		1			
C	T	C	T	C	T	C	T	C	T	C	T	C	T	C	T	C	T	C	T	C	T	C	T		
1	1	1	1	1	0	1	0	1	1	1	0	1	0	1	0	1	0	1	0	1	0	1	1	1	1

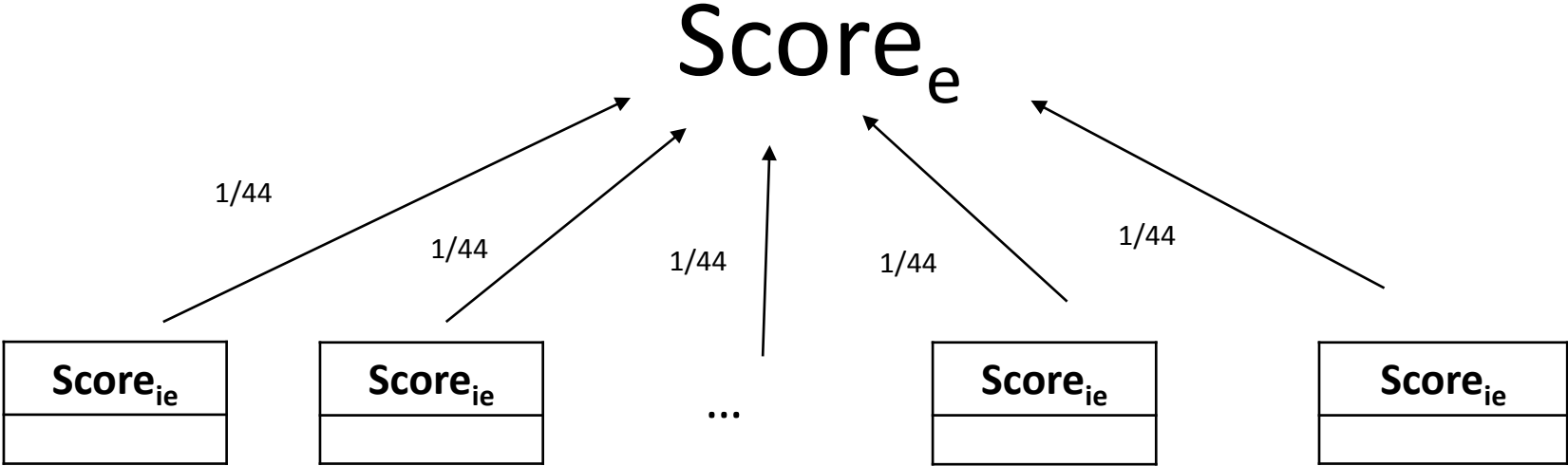
Example: Exporting Member A - Continued

Total score exporting Member A										
$0.705 * 100 = 70.5$										
.06	.06	.08	.06	.06	0	.09	.09	.09	.09	.09



Certificates of Origin	Preliminary exports	Exports	Price to growers	Imports	Retail prices	Opening stocks	Production	Domestic consumption	Crop % distribution	Area
.71	.71	.92	.71	.71	0	1	1	1	0	1

Compliance
Group of exporting Members



$$Score_e = \frac{\sum_i^n Score_{ie}}{n}$$

n = number of exporting Members
ie = Exporting country

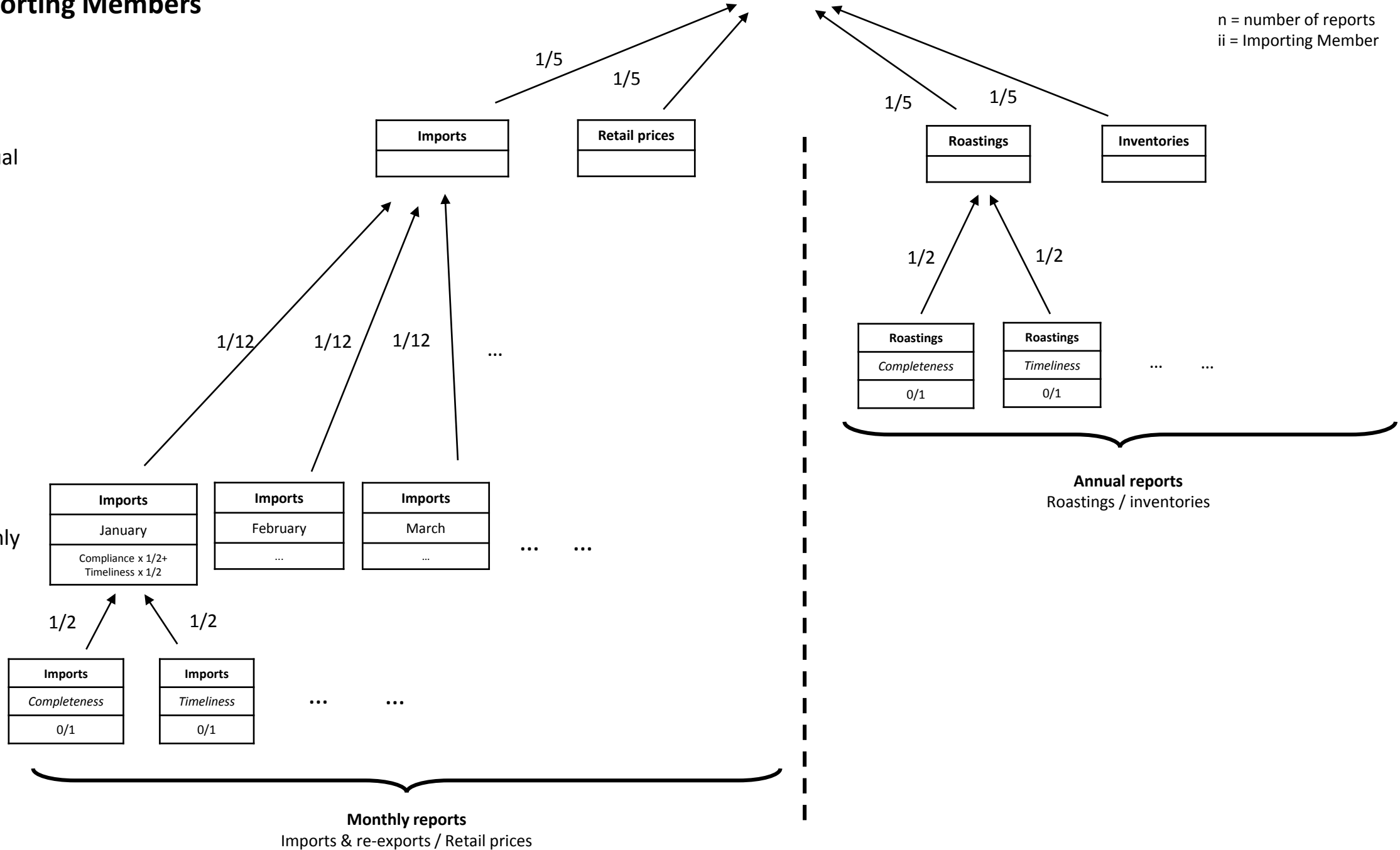
Importing Members

Score_{ii}

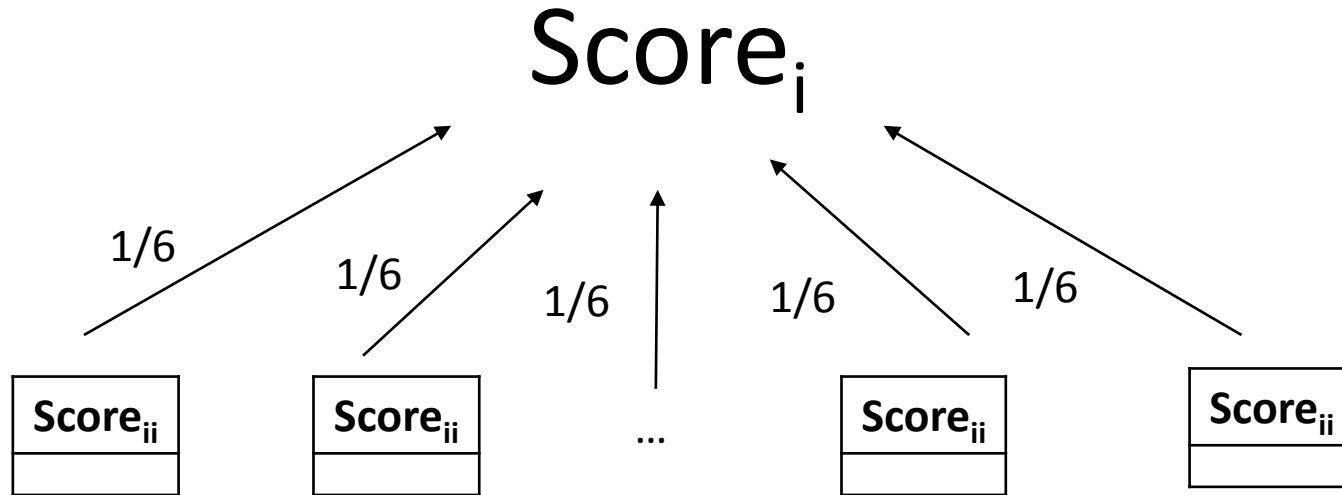
n = number of reports
ii = Importing Member

Annual

Monthly



Compliance
Group of importing Members



$$Score_i = \frac{\sum_i^n Score_{ii}}{n}$$

n = number of importing Members
ii = Importing Members

Compliance
Aggregated for all ICO Members

$$Score_{total} = \frac{Score_e + Score_i}{2}$$

